




Phone: 1-678-339-2326
 Fax: 1-678-623-0222
 Email: sales@LCPSI.com
 Web: www.LCPSI.com

Arrow Board Trailer Mounted

MODEL LCAB15

FEATURES





- Jack on each corner
- Double pulley winch system
- 15" tires
- Solar Powered
- Meets MUTCD
- NTPEP Tested
- Removable Tongue
- Lockable Cabinets
- Photocell for Auto dimming
- Super Bright LED Technology
- Easy to operate & maintain
- Powder Coat Paint






Function 7

Arrow Board Controller Functions

Flashing Modes

Corner caution 	Left / Right 
Caution bar 	Double arrow 

Sequential Modes

First pulse 	Second pulse 	Third pulse 
---	--	---

Sequential stem arrow, left / right

Flashing rate, all models 30 to 40 per minute.



Standard 4 Corner Jack

Unlike most other arrow board manufacturers that utilize sliding jacks, our arrow board trailers utilize a four corner jack system with side winding jacks to protect knuckles and to make it easier for personnel to setup and leave the unit in the field quickly and safely.

Arrow Board Trailer Mounted LCAB15 - General Specifications

Solar Powered, 15 Lamp (LED) Arrow Board. Sign dimensions are 48" x 96" all aluminum fabrication with flat black powder coat finish to give smooth look, 40 watt solar panel, solar regulator with LVD to protect batteries from over discharge. 100 amps of battery backup, (4)-four swivel type jacks, one on each corner of trailer.

Trailer

Width: 68"

Length with tongue: 104"

Length without tongue: 57"

Transport Height: 87"

Salt Spray: 1,000 hours

Paint: Powder Coat

Main frame: 2" x 2" x 1/8" tubular steel

Wheels: 15"

Axle: 3,500 lbs leaf spring

Fenders: 16 gauge bolt on

Jacks: (4) adjustable corner jacks

Hitch: 2" ball, 1/4" safety chains with hooks

Arrow Panel Lift: Gear ratio: 4:1, Load Capacity: 1200 lbs., Reel Capacity: 58 FT.

Battery/Control Cabinet: Steel fabrication, lockable, hinged, vented

Controller

Power Switch: Provides power from the control box to the Arrow Board

Power Indicator Light: The LED indicates the Control Box has power and is ready for operation

Fuse: 5 Amp

Mode Selector: Provides selection of the warning modes

Manual Dim Switch: Provides the user with the ability to override the photocell



Sign Display

Construction: .080 aluminum frame 48" x 96"

Cross members: .063 aluminum front & back panel 48" x 96"

Paint: Black powder coat paint

Salt Spray: 1000 hours

UV Resistant: 500 hours

Seal: Weather resistant

Length: 96"

Width: 48"

Depth: 3 3/8"

Visibility: 4800 feet

Raising and lowering of display: Winch

Flash Rate: 30-40 flashes per minute

LED's: (15) yellow/amber Par 46 LED's

Visor: 360 degree plastic high impact

Power and Charging

Batteries: (1) 12 volt 100 amp battery

Solar: (1) 40 watt solar panel

Onboard diagnostics to monitor: Solar, battery, and load

Regulator: 10 amp regulator with low voltage & high voltage disconnect.

Options

Locking lug nuts

3 Mode indicator lights

7 way round Trailer plug

Pintle ring or bulldog hitch

Battery Charger

Diamond Plate Floor

Hour Meter

Tongue Jack

Custom Paint

Tow plate

Other options available